


## INSTRUCTIONS FOR USE OF IMPERIAL SAWING VISE No. 384-FA

Makes perfect right angle cuts with a standard hack saw. For use with all kinds of metal tubing, hard or soft temper. This vise is also ideal for cutting wire braid pressure hose. The long, V-shaped clamping block holds hose firmly, providing maximum ease of sawing and prolonging blade life. Cuts  $\frac{1}{8}$ " to  $1\frac{1}{2}$ " O. D. tubing or hose.

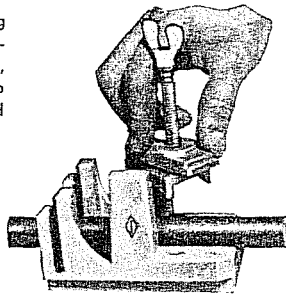
Vise is made of high tensile strength aluminum alloy, with working parts of steel. Can be clamped in a vise or fastened to bench. No loose parts to be lost or mislaid.

2. Push down clamping screw until clamping block contacts tubing or hose. (Only one turn of screw is then required to tighten.)




### QUICK CLAMPING FEATURE

1. After tubing or hose is inserted in vise, swing clamp swivel into closed position.



3. To release tubing or hose after making cut, press ratchet release and pull up clamp screw.



(Note: Lubricate all moving parts with light machine oil.)

Should replacement parts ever be needed for this tool, they may be obtained from your source of supply.

IMPERIAL-EASTMAN CORPORATION

CHICAGO 48, ILL., U.S.A.